

FLOS

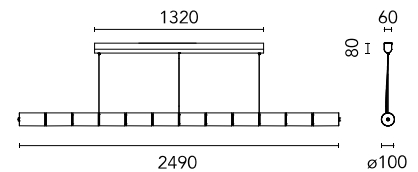
F3745000 Glass

Luce Orizzontale S3 NEW

Designed by Ronan & Erwan Bouroullec, 2022

165W - 2700K - CRI > 95

Suspended lamp consisting of interconnected glass modules that reach a length of 1.66 mt. (S1) 2.07 mt. (S2) 2.49 mt. (S3) with 2.70 m suspended power cable. The cylindrical transparent glass modules are created through an artisanal process by pouring the glass into a rotating mold to obtain an exclusive finish that makes each single piece unique. Internal structure in polished extruded aluminum equipped with two linear LED modules for direct and indirect lighting downwards. The modules can be easily removed and replaced in case of maintenance. The power supply unit and the Dali Dimmer are located within the ceiling rose while a touch control button, positioned on one end of the product, allows the luminaire to be controlled in three different modes. Control options available: TOUCH_ Features direct control via the touch button on the lamp. This option allows to dim and adjust the light intensity of both the up and down emission (individually or combined) from 10% to 100%. PUSH&TOUCH_ Features remote on/off control via Push button as well as dim and adjustability of the light intensity of both the up and down emission (individually or combined) from 10% to 100% through the touch button integrated on the lamp. DALI&TOUCH_ Features remote on/off control via DALI DT6 as well as dim and adjustability of the light intensity of both the up and down emission (individually or combined) from 10% to 100% through the touch button integrated on the lamp.



Are you a professional and your project needs consulting and support?

[BOOK AN APPOINTMENT](#)

Main specifications

| | |
|-------------------|---------------------|
| EAN | 8059607608869 |
| Mounting | Suspension |
| Environment | Indoor dry location |
| Light source type | LED |
| LED type | LED Module |
| Lamp holder | LED Module |
| Number of heads | 1 |
| Power (W) | 165 |

Physical

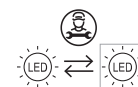
| | |
|---------------------|-------|
| Colour | Glass |
| Length (mm) | 2488 |
| Net weight (kg) | 41 |
| Package volume (m3) | 0.26 |
| IP | 20 |
| IP external | 20 |

Download

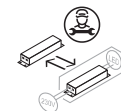
[Mounting instructions](#)



Ecodesign and Energy Labelling



Replaceable (LED only) light source by a professional



Replaceable control gear by a professional



Photometric

| | |
|--------------------|------------------|
| Lighting type | Indirect, Direct |
| Light distribution | Symmetric |
| CCT (K) | 2700 |
| CRI> | 95 |

Electrical

| | |
|--------------------|-------------------|
| Insulation class | I |
| Frequency (Hz) | 50/60 |
| Main voltage (Vac) | 100-240 |
| LED current (mA) | 700 |
| Driver | Integrated |
| Dimmable | Yes |
| Dimming interface | Dimmer Integrated |