

±190-210
(7.5"-8.5")

approx 22.3kg (49lb)

- PENDANTS: six
- BASE: 350mm (13.8") round base
- LAMPING: 1.5w LED
- STEM LENGTH: 1.8m (6') long stem
- MATERIALS: blown glass, black flexible cord with brass or black base and dial control
- WEIGHT: approximately 22.3kg (49lb)
- CABLE LENGTH: 2290mm (90") flexible cable
- POWER SUPPLIES: integral

DESCRIPTION

The stem floor system comes in a black or brass finish with a 350mm (13.8") diameter base.

38V is a variant of the original 38 series where a large glass sphere is blown with a multitude of haphazard interior cavities, which intersect and collide in unpredictable ways. 38V is smaller, lighter and suspended with coaxial cables. The interior cavities can be filled with plants or left empty.

Standard 38V are made with clear glass exterior spheres and milk white interior lamp holder cavities.

NOTES

+ Purchase replacement lamps online at www.bocci.com/shop/bulbs

EU Patent # 002071019-001

Made in Vancouver, Canada

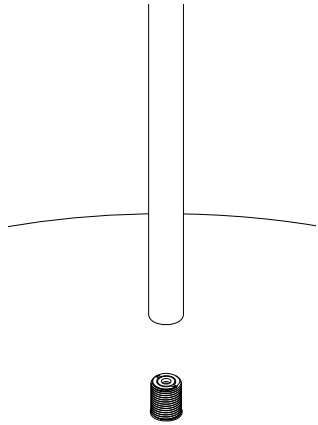
Vancouver
sales@bocci.com
www.bocci.com

Berlin
europe@bocci.com
www.bocci.com

STEM - FLOOR

38.6V

Design by Omer Arbel
PRODUCT SPECIFICATION



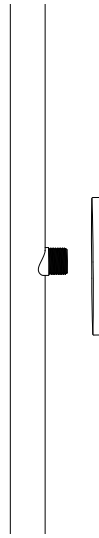
1

Thread the stem onto the base.



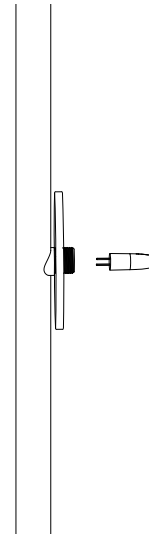
2

Thread the cover cap on one end of the stem.



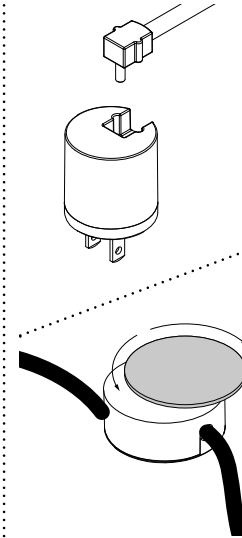
3

Thread the pendant mounting plate onto the stem.



4

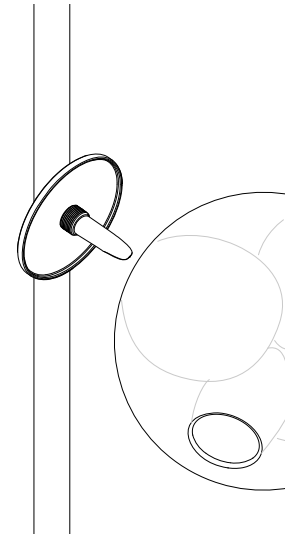
Carefully insert provided lamp into socket.



5

Plug in the cord to the plug head.

Plug in floor light. Turn the dial to check power to lamp is working correctly.



6

Gently thread pendant onto the stem. Be sure to carefully place the pendant so as not to damage the lamp during installation.

Clean fingerprints from surfaces.

For additional assistance, please contact Bocci:

Vancouver
sales@bocci.com
www.bocci.com

Berlin
europe@bocci.com
www.bocci.com

EU Patent # 002071019-001

Made in Vancouver, Canada

STEM - FLOOR

38.6V

Design by Omer Arbel
PRODUCT INSTALLATION INSTRUCTIONS

© 2020, Bocci Design and Manufacturing Inc. All rights reserved. Any inquiries should be directed to: info@bocci.com

BOCCI